

Life at Camber Castle

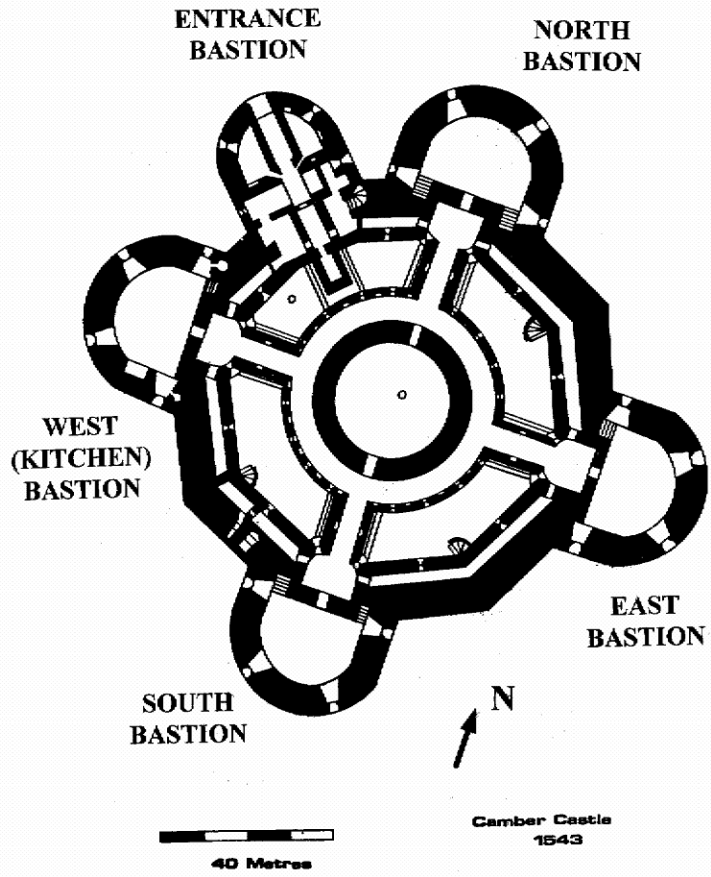
Look carefully around the Castle. Can you find and sketch these features in the boxes? Mark on the plan where you find them.

Tudor Rose

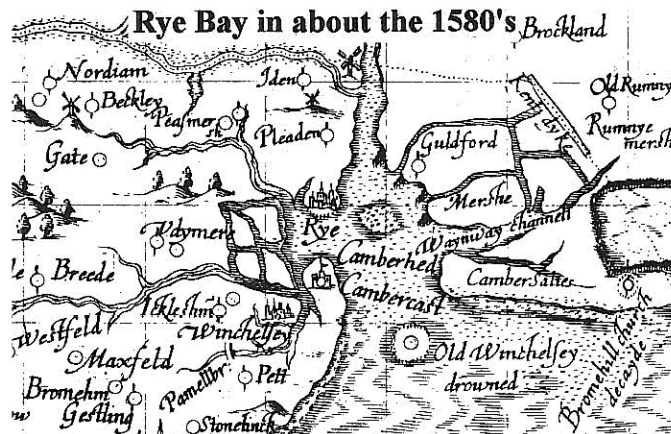
**Garderobe
(or lavatory)**

Baker's oven

Fireplace



A garrison of 29 men defended this Castle in the 16th Century. You are their Commander. Where would you place your men around the castle to protect Rye from invasion? Where is the danger coming from? When could it come? Write your suggestions on the back of this sheet or mark them on another plan of the castle.



Camber Castle Detective

Archaeologists have studied the castle to discover what it used to look like. Now it is your chance. Look carefully around the Castle. Discover which areas were used for...

Cooking

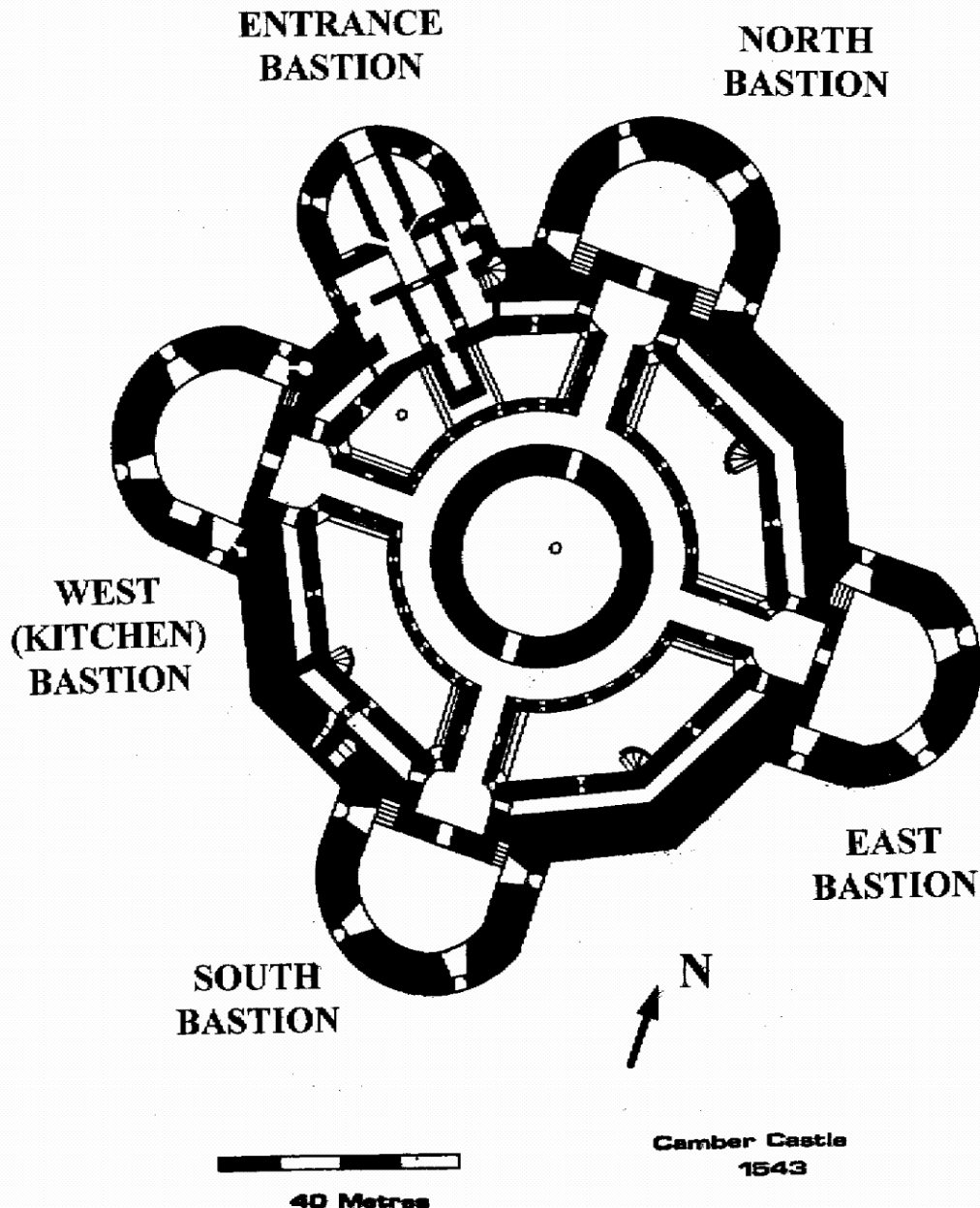
Sleeping

Look out

Defending

Living

...and mark them on the plan.



Camber Castle is a ruin. Be a detective and discover what it used to look like. Think about a) the number of floors it had & b) where the windows are. Measure the size of a bastion and record what you see with sketches and photographs. When you return to school, you could draw or make a scale model of the castle as it was built.