

Plants at Rye Harbour


Give three reasons why it is difficult for plants to grow on the beach.

Some plants have special features to help them live on the shingle.

Find the three plants pictured below.

Which of the adaptations listed in the box below do the plants have?

Sea Kale




Adaptations

Yellow Horned-poppy



Adaptations

Stonecrop



Adaptations

(can be used more than once)

Waxy leaves

Hairy Leaves

Fleshy leaves

Low-growing


Bristles

Deep-roots

Water-proof seedpod

Plant Adaptations on the Coast

Some plants have special adaptations to help them live on the beach, look at this plant and see if you can match the adaptation with the problems these plants face.

Waxy leaves	<p style="text-align: center;">Sea Kale</p> 	Hot sun causes water to evaporate through leaves
Very deep roots		Not all of the seeds will land in a good place to grow
Makes lots of seeds		Strong winds
Water-proof seed pods		Waves can wash over the plant
Low growing		Fresh water is below the shingle

Can you think of any other reasons why plants find it difficult to live on a beach?

.....

.....

.....